




Call for Price

11 Exterior Styles Available

 **983+ Sq. Ft.**

 **1 - 6 Bedrooms**

 **1 - 3 Bathrooms**

DesignByU! Our newest DesignByU Plan System is a unique and cost effective solution with the PRIMARY focus being the ability to Personally Design YOUR Dream Home using our plan pieces or pre-designed home sections. With this DesignByU concept, there are a wide range of plan pieces for you to assemble to create a unique floor plan that best fits YOUR family and YOUR budget. There are hundreds of variations allowing you to piece together your Dream Home!

This method of design is a NEW and Innovative way to personalize your home. No more starting from scratch on a plan or trying to re-configure a singular floorplan to work for your family and budget. Using predesigned and inter-connecting home parts, our DesignByU System gives you the ability to assemble/design the home that you want and the home that is RIGHT for you!



Narrow Modern



Wide Farmhouse



Wide Southern



Narrow Farmhouse



Narrow Classic

All square footage is approximate. Renderings are artist's conceptions and may vary slightly from the actual home. Homes may be built in reverse of plans shown, depending on site conditions. Minor architectural changes may be made occasionally at the option of the builder. Please contact your Sales Consultant for details.



All square footage is approximate. Renderings are artist's conceptions and may vary slightly from the actual home. Homes may be built in reverse of plans shown, depending on site conditions. Minor architectural changes may be made occasionally at the option of the builder. Please contact your Sales Consultant for details.

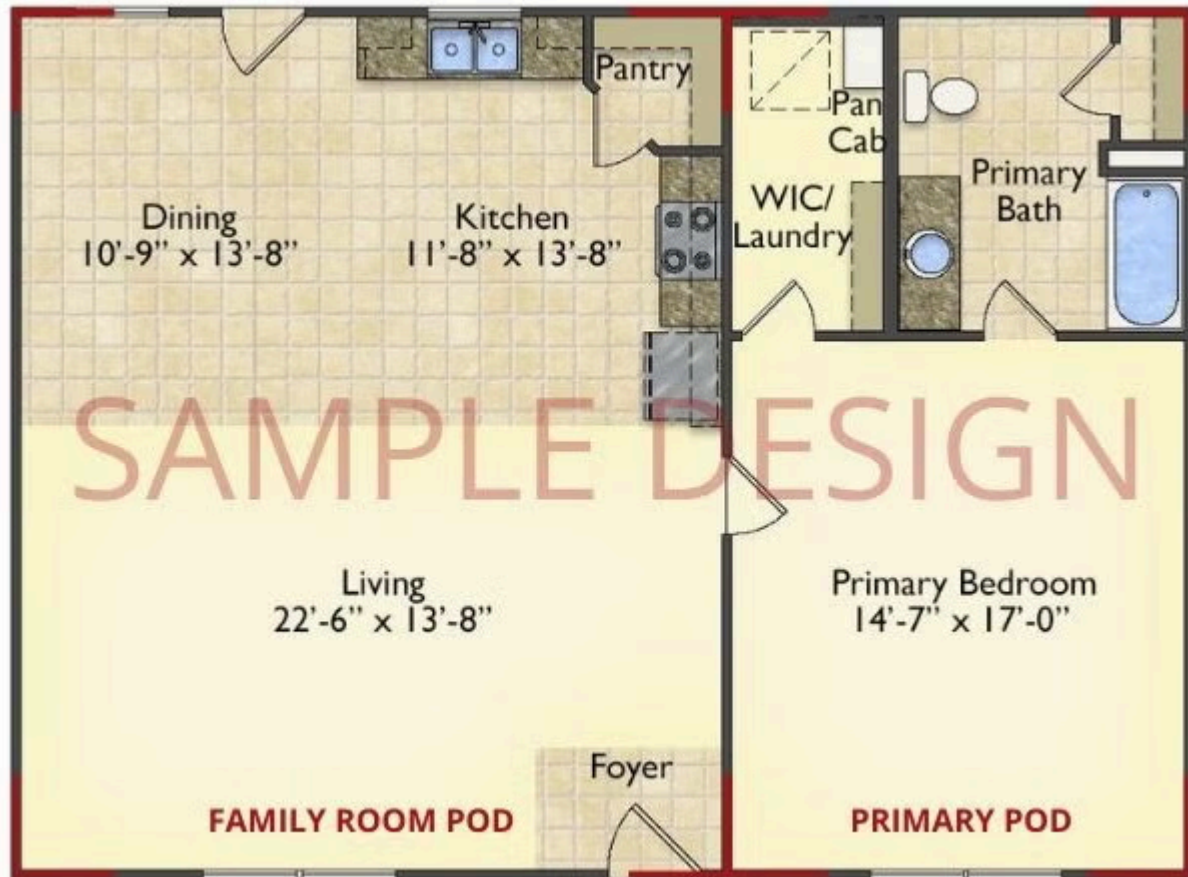



All square footage is approximate. Renderings are artist's conceptions and may vary slightly from the actual home. Homes may be built in reverse of plans shown, depending on site conditions. Minor architectural changes may be made occasionally at the option of the builder. Please contact your Sales Consultant for details.





All square footage is approximate. Renderings are artist's conceptions and may vary slightly from the actual home. Homes may be built in reverse of plans shown, depending on site conditions. Minor architectural changes may be made occasionally at the option of the builder. Please contact your Sales Consultant for details.





All square footage is approximate. Renderings are artist's conceptions and may vary slightly from the actual home. Homes may be built in reverse of plans shown, depending on site conditions. Minor architectural changes may be made occasionally at the option of the builder. Please contact your Sales Consultant for details.

